

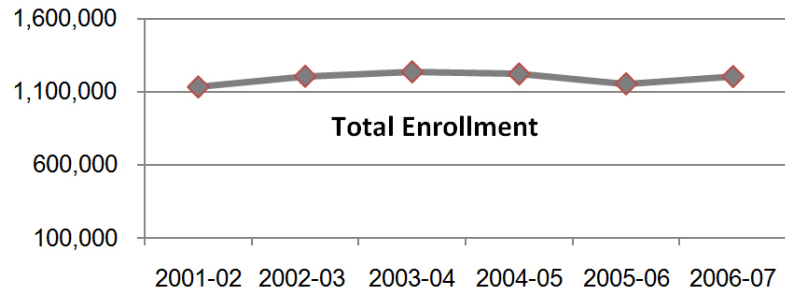


# California Department of Education Adult Education Office

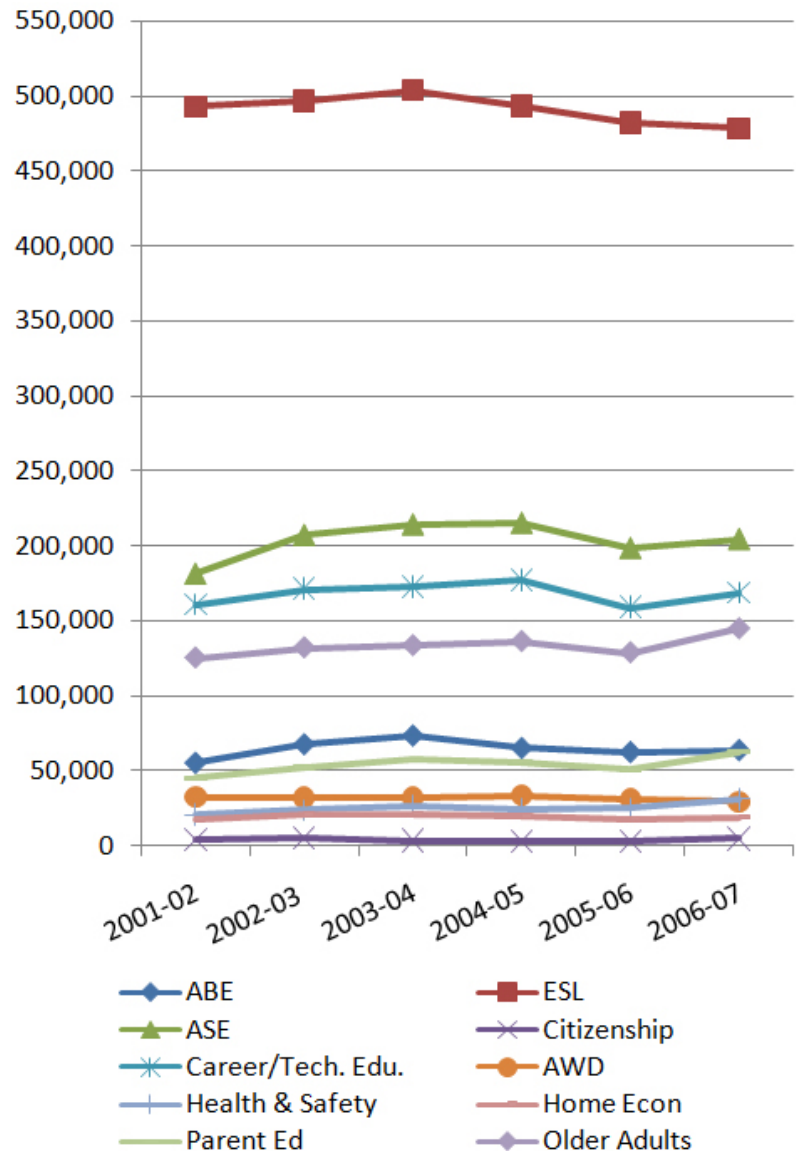
## State Funded Adult Education Program Facts 2006-07

Program Enrollment	N	%
Adult Basic Education	63,626	5.3
English as a Second Language	478,217	39.6
Adult Secondary Education/GED	204,953	17.0
Citizenship	4,743	0.4
Career/Technical Education	168,535	14.0
Adults with Disability	29,440	2.4
Health & Safety	31,270	2.6
Home Economics	18,813	1.6
Parent Education	62,695	5.2
Older Adults	144,572	12.0
<b>Total</b>	<b>1,206,864</b>	<b>100.0</b>

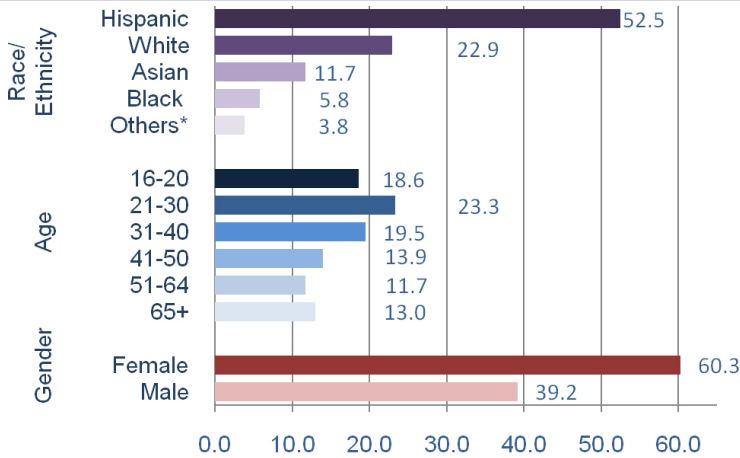
### Enrollment Trend



### Enrollment by Program

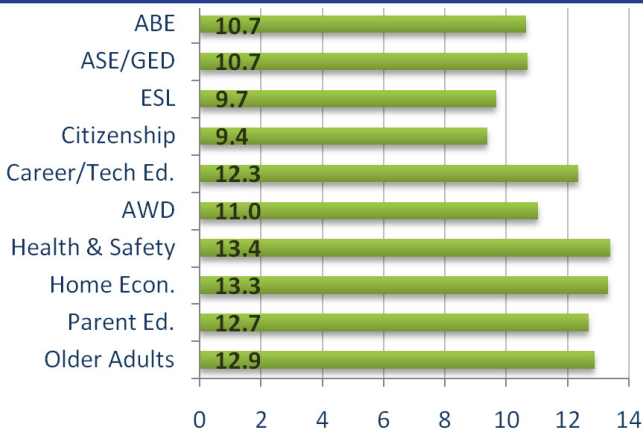


### Demographics



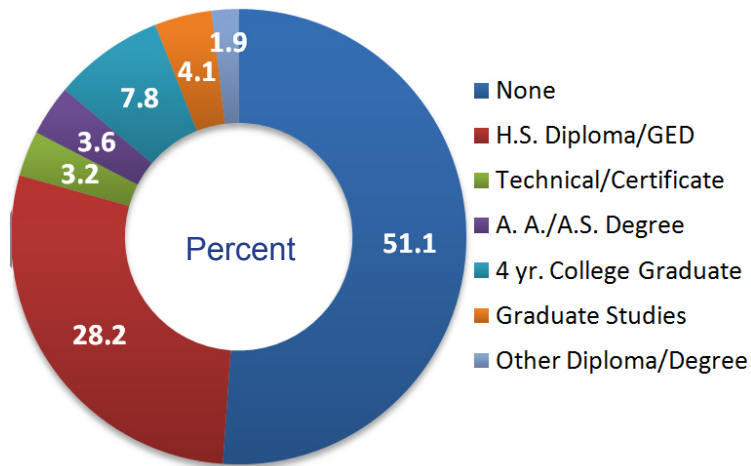
Note: Race/Ethnicity: Others include American Indian, Alaskan Native, Native Hawaiian and Other Pacific Islander

### Average Years of Schooling

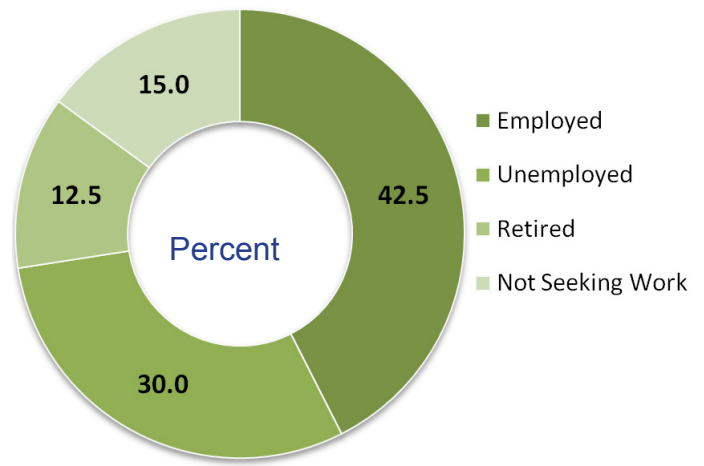


# State Funded Adult Education Program Facts 2006-07

## Highest Diploma or Degree Earned

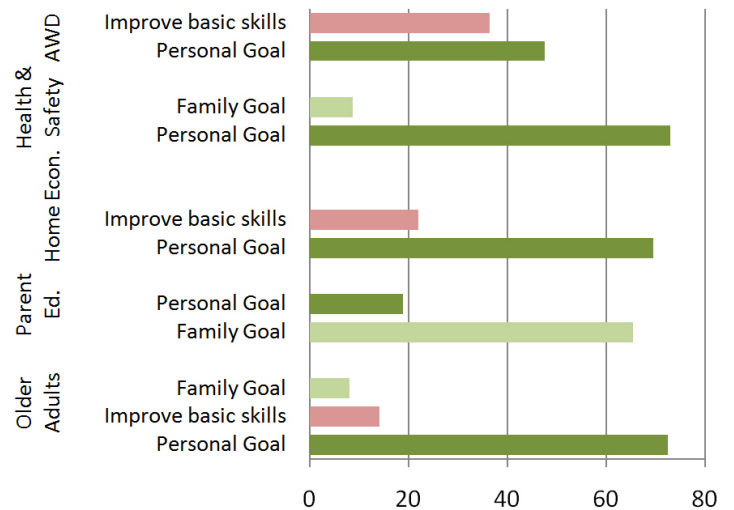
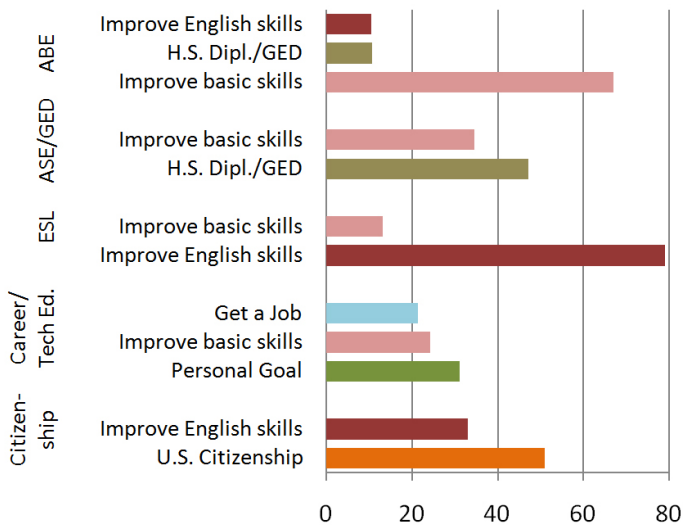


## Labor Force Status



Note: Highest Degree Earned and Labor Force Status as reported at the time of Program enrollment.

## Primary Reasons for Learner Enrollment in Adult School Programs



## Educational Outcomes

Gained Computer/Tech Skills	121,146
Mastered Course Competencies	102,112
Earned Certificate	46,187
Earned High School Diploma	11,686
Passed GED	8,740
Entered Training Program	7,225
Entered College	4,921

## Work Related Outcomes

Retained Job	93,117
Acq. Workforce Readiness Skills	98,670
Got a Job	39,718
Met Work-Based Project Goal	12,012
Entered Job Training	7,313
Entered Apprenticeship	1,594

## Community Outcomes

Increased Involvement in Community	132,574
Achieved U.S. Citizenship Skills	24,411
Registered to Vote or Voted First Time	4,479

## Personal/Family Outcomes

Met Personal Goal	371,727
Met Other Family Goal	116,973
Increased Involvement in Children's Education	62,550
Increased Involvement in Children's Literacy Activities	44,989

Note: Learners achieving outcomes are unduplicated across program enrollment